



(GB) Assembly instructions

(PL) Instrukcja montażu

(DE) Montageanleitung

(CZ) Montážní návod

(FR) Notice de montage

(SK) Návod na montáž

(NL) Handleiding voor de montage

(HR) Montaže

(IT) Istruzioni di montaggio

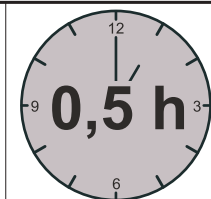
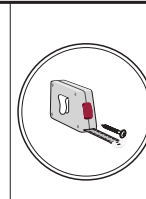
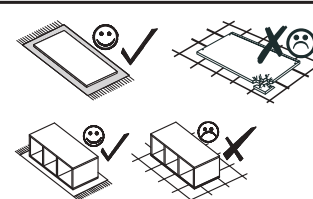

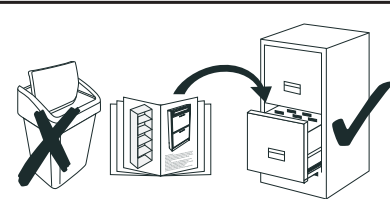
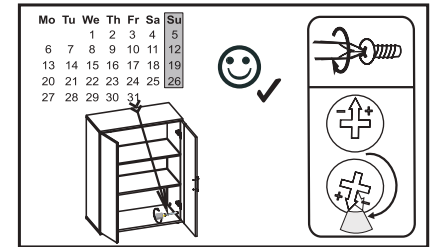

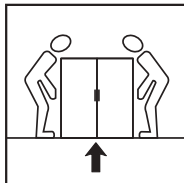

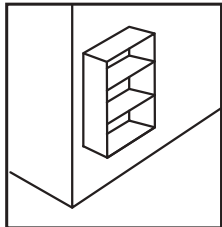
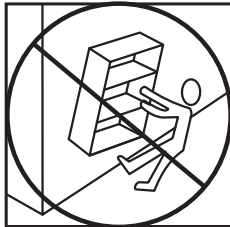
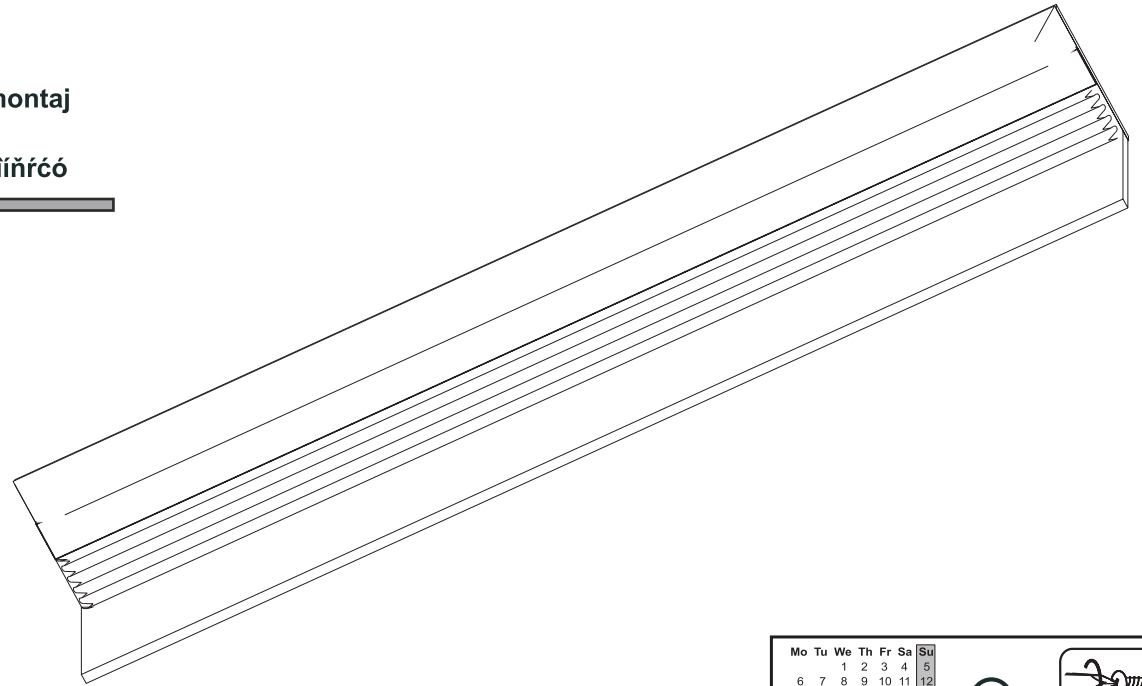
(TR) Montaj talimat

(HU) Szerelési útmutató

(RO) Instrucțiuni de montaj

(ES) Instrucciones de montaje

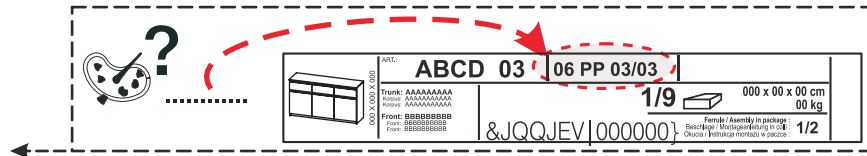
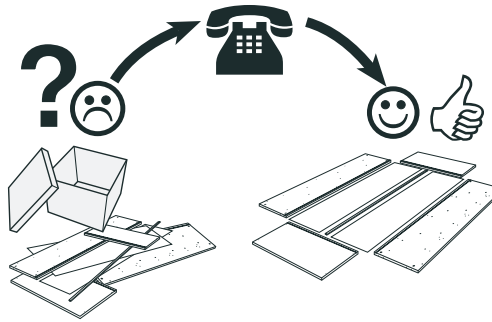
(RU) Чинһдөёсч' дї өйһрцө



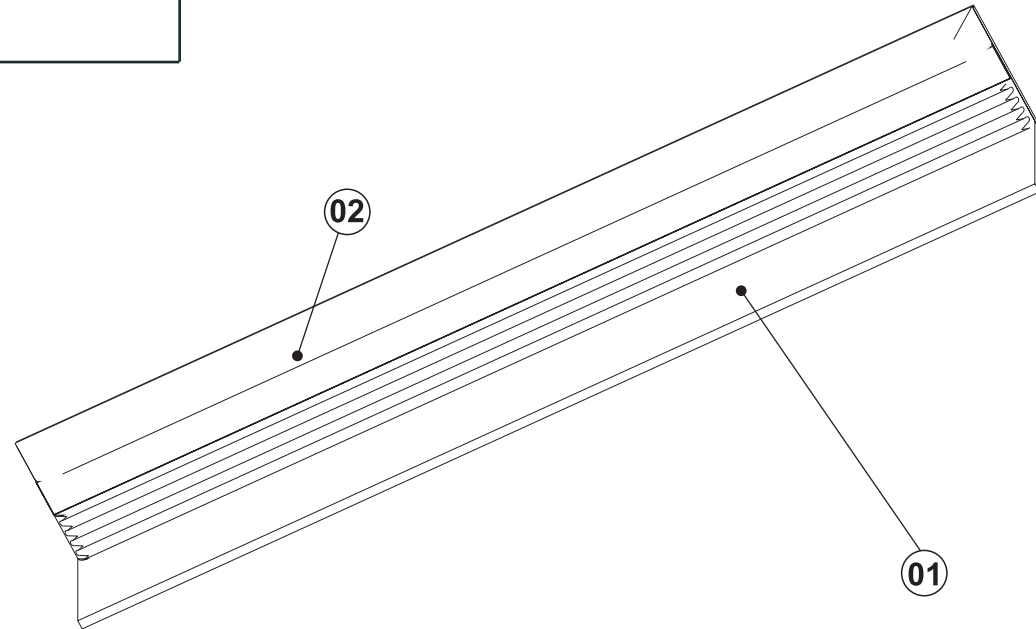
**Service • Assistenza • Dienstverlening • Serwis
Servis • Szerviz • Servizio • Usluga • Níðáçhír' Nēóçár**

Name • Nom • Nome • Naam • Nazwa Jméno • Názov • Név • Denumire Nombre • Ime • Isim • Írçàríçl	PORTI
Nr. • No. • N° • Ířéłđ • Ć • Sz • Ne	SICZ30..
Typ • Type • Tip • Típus • Tipo • Nčđ	35

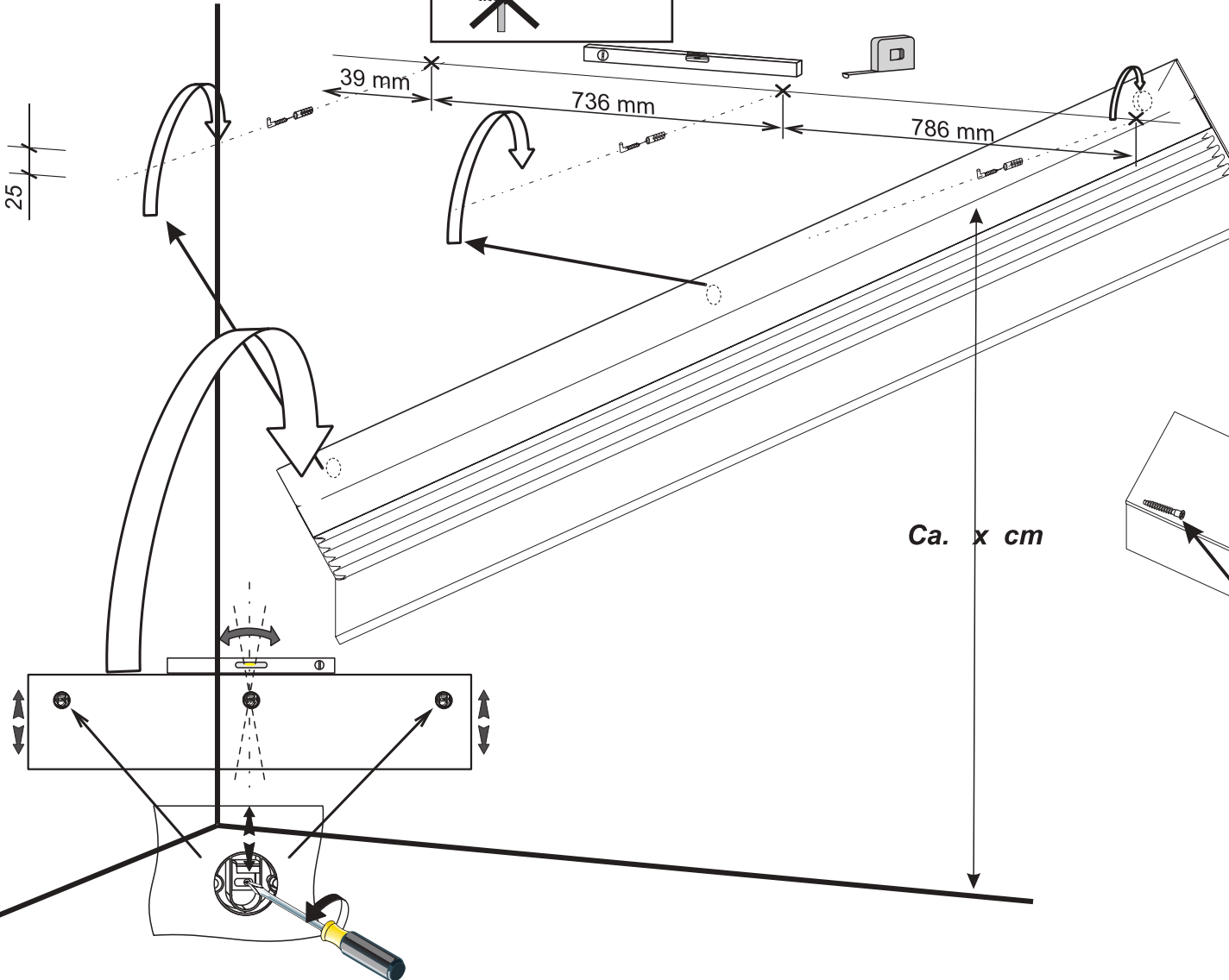
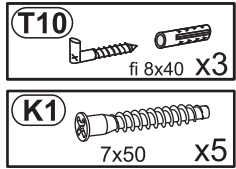

shop • geschäft • boutique • sklep • winkel • ěřárçđí
negozio • bolt • tienda • obchod • duçan • maçaza • magazin



- (S11)** 4x25 X...
- (F50)** SAH 302 X...
- (K1)** 7x50 X...
- (T10)** fi 8x40 X...



1



<p>Uwaga. Wiercenia w ścianach powierzyć specjalście!</p> <p>PL Załączone kołki do zawieszania bryły, do stosowania wyłącznie do ścian betonowych, do innych ścian należy odpowiednio dokupić.</p> <p>Attention. Wall drilling should be carried out by a qualified person.</p> <p>GB Attached dowels to hang up unit are for concrete walls only. For other types of walls, appropriate dowels must be purchased</p> <p>Napomena. Bušenje u zidovima povjeriti stručnjaku!</p> <p>HR Priloženi kočiči za vješanje komada, za primjenu u betonskim zidovima, za druge vrste zidova treba odgovarajuće dokupiti.</p>	<p>Achtung! Mit den Bohrungen in den Wänden soll ein Fachmann beauftragt werden!</p> <p>D Die beigefügten Dübel zum Aufhängen des Elements dürfen nur bei Betonwänden eingesetzt werden, bei anderen Wandarten müssen entsprechende Dübel zugekauft werden.</p> <p>Pour percer des trous dans les murs, les travaux il faut confier Au spécialiste.</p> <p>F Les chevilles jointes, pour pendre l'élément, sont pour les murs bétonnés exclusivement; pour autres murs il faut acheter chevilles adéquates</p> <p>Attenzione. Le operazioni di foratura dei muri vanno affidate ad un tecnico competente!</p> <p>I I tasselli per appendere il blocco forniti in dotazione sono da usare esclusivamente per muri in calcestruzzo, per altri tipi di muri bisogna acquistare i tasselli adatti.</p>
---	--

