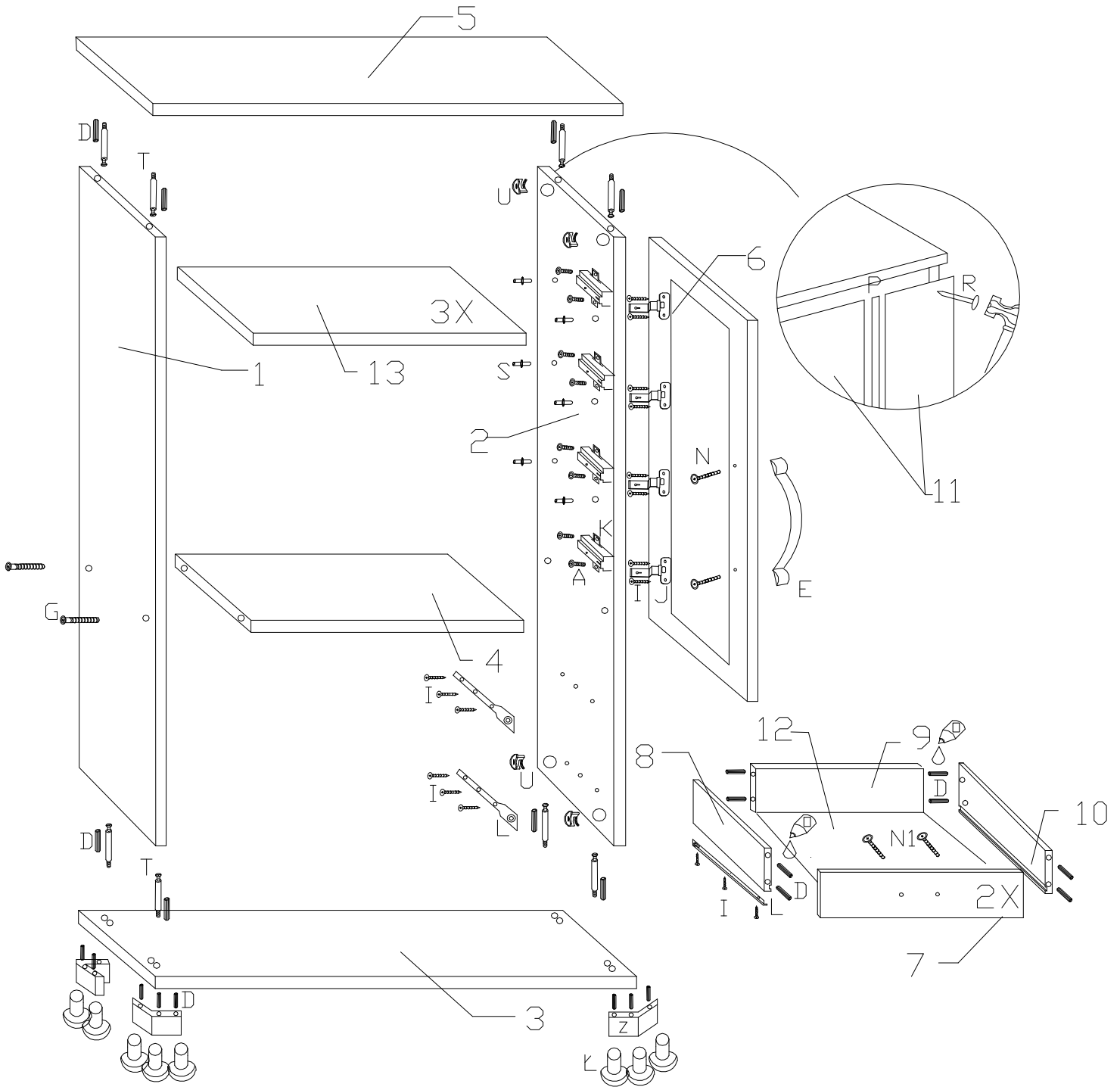






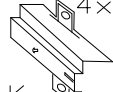
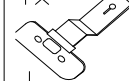
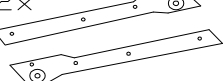













TITAN TW-2 / TR



| | | | | | | | | | | |
|--|--|--|---|---|---|---|--|--|--|---|
| 1x  M | 8x 6,3x13  A | 36x  D | 3x  E | 12x  L | 32x 3,5x16  I | 4x  K | 4x  J | 2x  L | | |
| 4x  C | 1x  Q | 2X+4X 4X30 4X22  N+N1 | 4x  G 7X50 | 1x  P | 40x  R | 8x  T | 8x  U | 8x  W | 4x  Z | 12x  S |