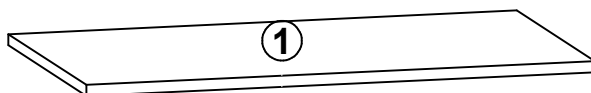
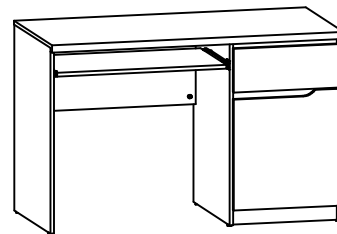
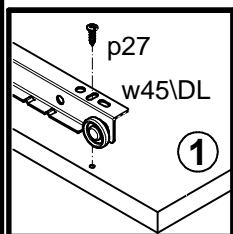
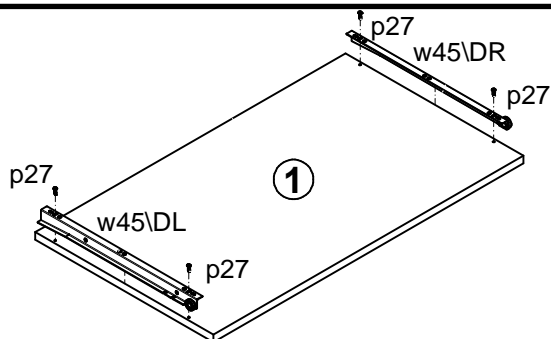


| A | B        | C   | D   |
|---|----------|-----|-----|
| 1 | S162-314 | 697 | 400 |
|   |          |     | 1/1 |



|                      |                         |                        |                        |                        |                        |
|----------------------|-------------------------|------------------------|------------------------|------------------------|------------------------|
| 6x<br>Ø6x13 mm<br>e3 | 4x<br>Ø3.5x13 mm<br>p27 | 1x<br>350 mm<br>w45\CL | 1x<br>350 mm<br>w45\CR | 1x<br>350 mm<br>w45\DL | 1x<br>350 mm<br>w45\DR |
|----------------------|-------------------------|------------------------|------------------------|------------------------|------------------------|

**1** §2



**2**

