



www.MLMEBLE.pl

GB

D

CZ

SK

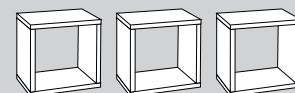
RUS

LT

assembly instructions / montageanleitung / montážní návod / montážny návod / инструкции по монтажу / surinkimo instrukcija



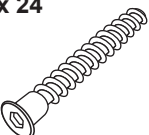

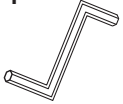


INSTRUKCJA MONTAŻU



PÓŁKI K new


↑ 27 → 27 ↗ 20

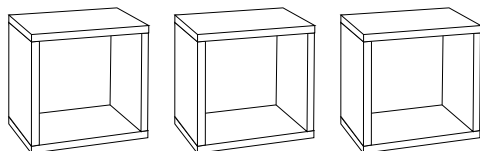
akcesoria / accessories / zubehör / příslušenství / príslušenstvo / аксессуары / furnitūra :




<p>x 24</p>  <p>KT 6,3/60</p>	<p>x 24</p>  <p>ZAK</p>	<p>x 1</p>  <p>kluczyk / key / schlüssel / klíč / kľúč / ключ</p>	<p>x 6</p>  <p>WT 3,5x16</p>	<p>x 6</p>  <p>PK 25</p>
------------------------------------------------------------------------------------------------------------------	------------------------------------------------------------------------------------------------------------	--------------------------------------------------------------------------------------------------------------------------------------------------------------	-----------------------------------------------------------------------------------------------------------------	-------------------------------------------------------------------------------------------------------------

do montażu potrzebne są:

are needed for assembly:
sind erforderlich für die montage:
jsou potřebné pro montáž:
sú potrebné pre montáž:
которые необходимы для сборки:
Surinkimui reikės





	CODE			
1	POLKAKNEW_01	230	196	6
2	POLKAKNEW_02	262	197	6
3				

